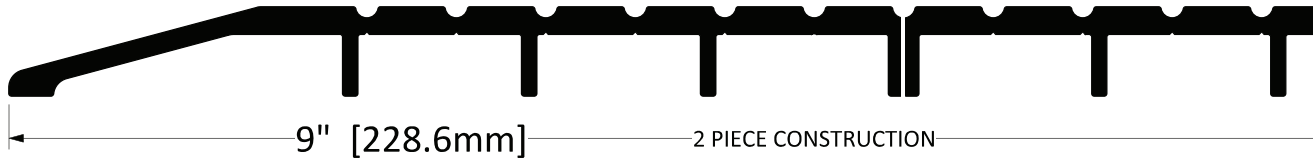


THRESHOLDS

ALL PRODUCTS IN THIS SECTION ARE EXTRUDED ALUMINUM

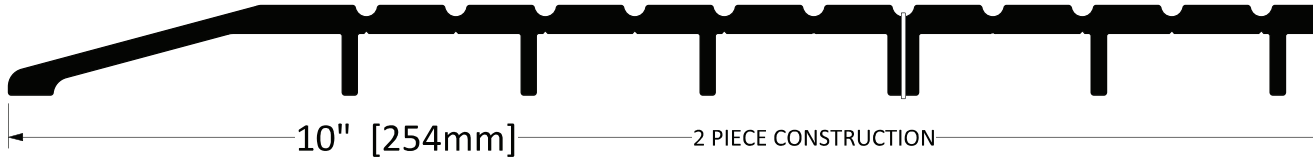
CT-909

Screw Type: G
 OPT Screw Type: H, I
 STD Finish: Mill



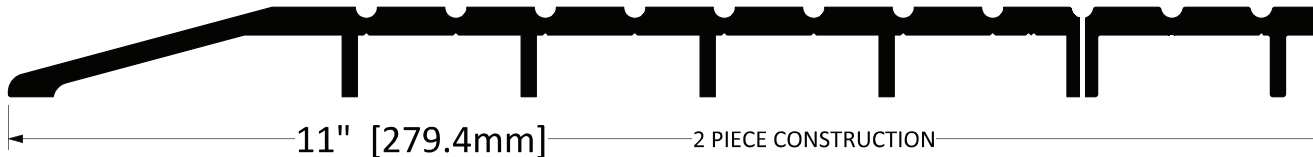
CT-910

Screw Type: G
 OPT Screw Type: H, I
 STD Finish: Mill
 OPT Finish: B.A., BL.A., C.A.



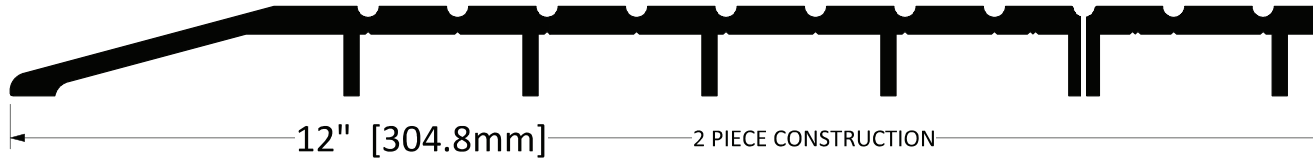
CT-911

Screw Type: G
 OPT Screw Type: H, I
 STD Finish: Mill



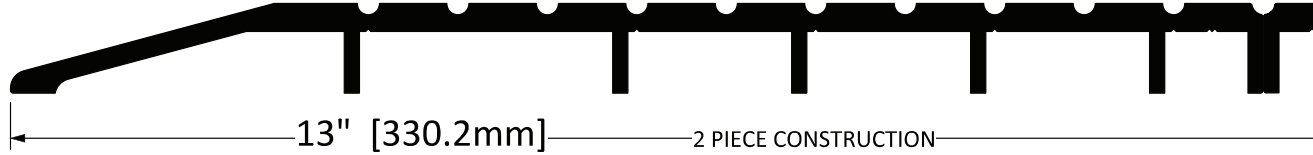
CT-912

Screw Type: G
 OPT Screw Type: H, I
 STD Finish: Mill



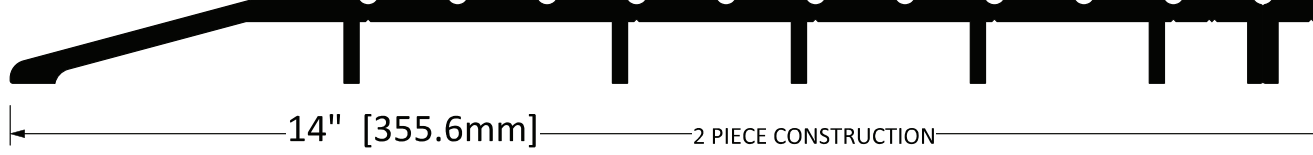
CT-913

Screw Type: G
 OPT Screw Type: H, I
 STD Finish: Mill



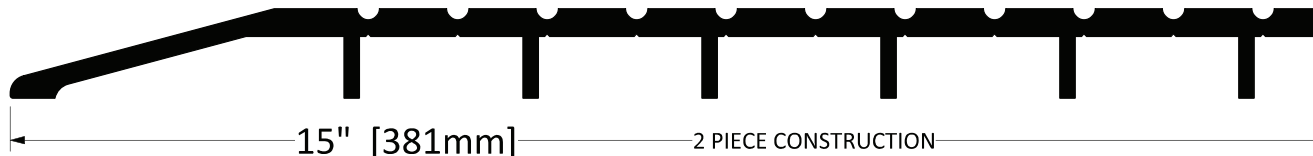
CT-914

Screw Type: G
 OPT Screw Type: H, I
 STD Finish: Mill



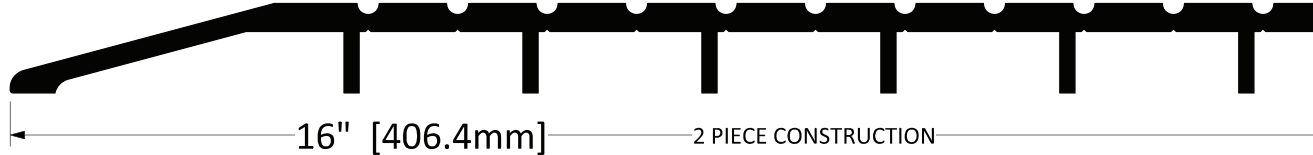
CT-915

Screw Type: G
 OPT Screw Type: H, I
 STD Finish: Mill



CT-916

Screw Type: G
 OPT Screw Type: H, I
 STD Finish: Mill



Not to scale

